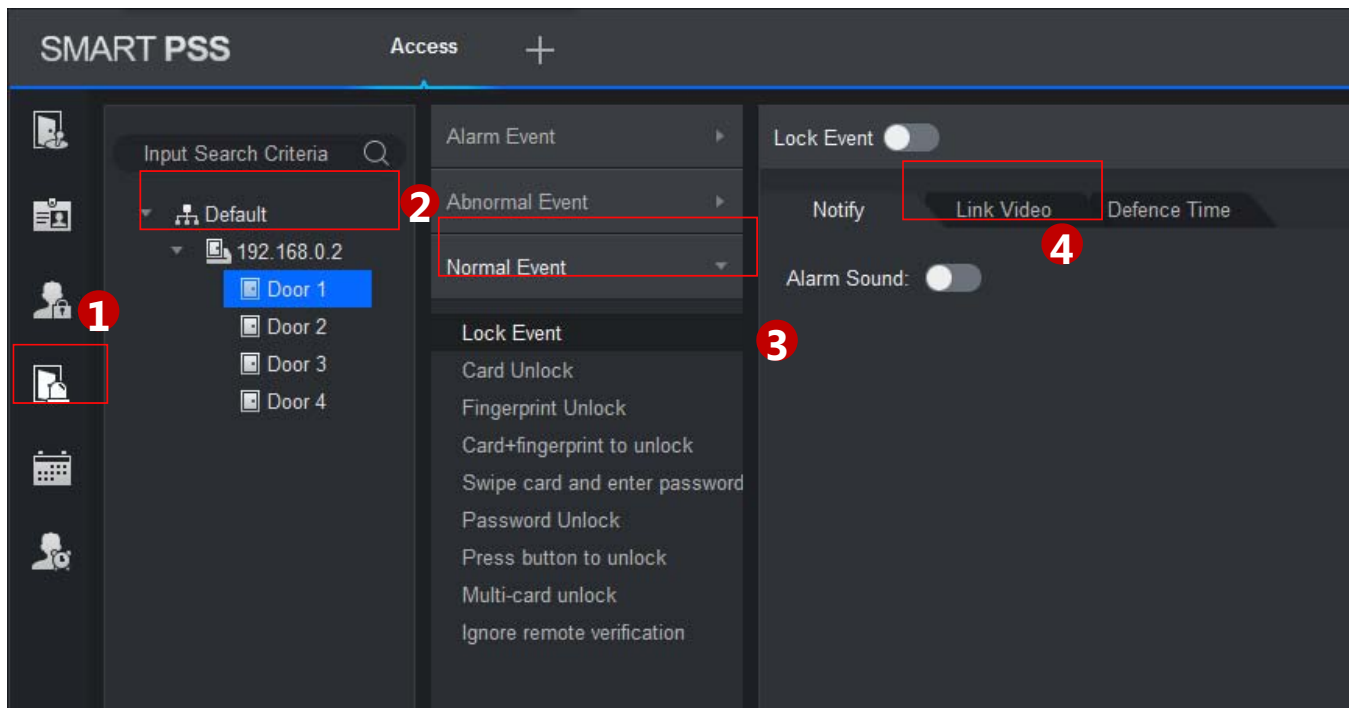



# How to Set Event And Link Video

Equipment Model	Firmware	Course Version	Date
DH-ASC1204B-S	General_ASC1204B_MCU_V1.103.0000.0.R.20170527	V1.0	2017/10/30
ASR1102A(V2)	General_ASR1102A_MCU_V2.003.0000.0.R.20170421		
ASR1102A-D(V2)	General_ASR1102A-D_MCU_V2.003.0000.0.R.20170421		
SmartPSS	V 2.01.0		

# How to Set Event And Link Video



- ① Click 
- ② Select device channel.
- ③ Select alarm event.
- ④ Set alarm link
- ⑤ Click Save.

In Access interface, you can click Event Configuration. You can set that when a input point inside access system triggers a specific event, client will have video link(live preview/record), link event includes: alarm, abnormal, normal event, link event pop-up plus display in log. Please refer to the following for configuration of event scheme.

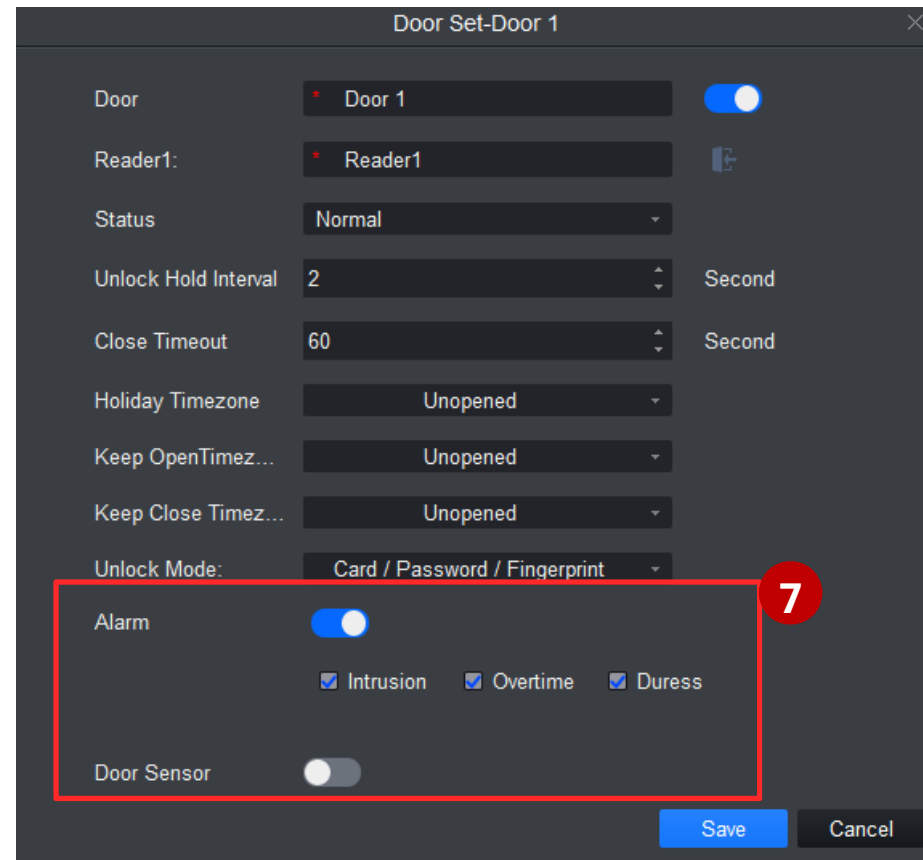
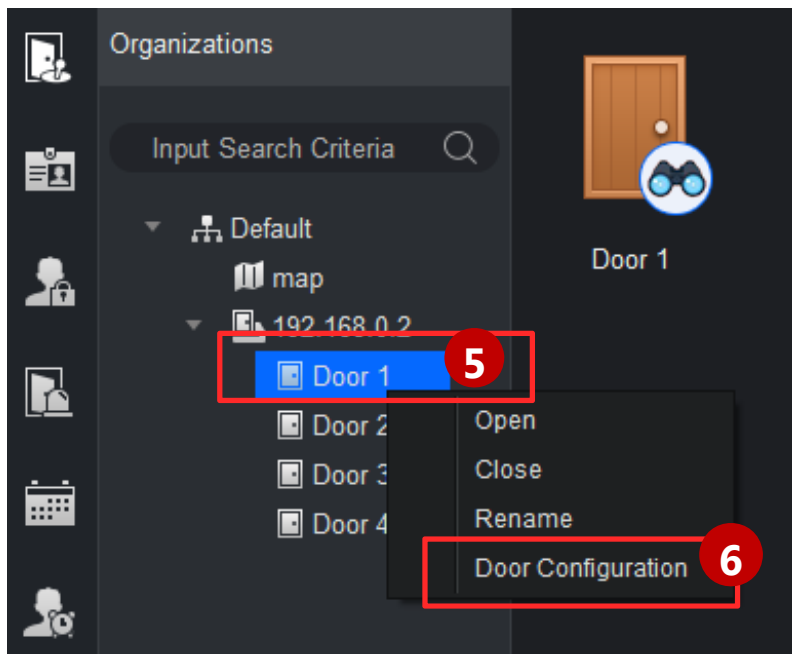
# How to Set Event And Link Video

Event Type	Description
Alarm Event	Tamper alarm: alarm triggered when card reader of the controller is covered by some other thing
	Intrusion alarm: Excluding normal door open conditions, other door open conditions detected by door sensor 1
	Duress alarm: Alarm triggered when door is opened by duress card (fingerprint).
	Door Unclosed alarm: door remained open exceeding set time
	Blacklist alarm: Alarm triggered when door is opened via card on blacklist.
Abnormal Event	Card unregistered: alarm triggered when the card has no right to unlock this door or it has been reported lost.
	Card suspended: After the card is suspended, it cannot be used. Event is triggered at verification.
	Unlock mode error: Event triggered when verification method and unlock method do not match.
	Card Validity error: Alarm is triggered when current time is not within card validity.
	Timezone error: Alarm is triggered when verification of current period is not in access period.
	Holiday unlock Timezone error: Alarm is triggered when verification of current period is not in holiday period.
	Incorrect first card: enable first card right, alarm is triggered when user unlock not using first card.
	Inter-lock mode: Door with set inter-lock rule is unlocked, alarm it triggered when the other door is unlocked.
	Anti-pass Back Mode: When one enters via verification but exits without verification, alarm is triggered at his/her next verification for entry.

# How to Set Event And Link Video

Event Type	Description
Normal Event	Lock event: triggered when auto lock or door sensor detects door is locked
	Card unlock: Triggered after passing card verification, door is unlocked
	Fingerprint unlock: Triggered when door is unlocked after passing fingerprint verification.
	Card + fingerprint to unlock: Triggered when door is unlocked after passing card and fingerprint verification.
	Card +password unlock: Triggered when door is unlocked after passing card and password verification.
	Password Unlock: Triggered when door is opened via password.
	Press Button to Unlock: Triggered when door is opened via button.
	Multi-card unlock: Triggered when the first card in multi-card unlock mode passes verification.
	Ignore remote verification: Triggered when a user passes device verification and is asking for client verification for door under remote verification.

# How to Set Event And Link Video



- ⑤ Right click access control channel
- ⑥ Click 'Door Configuration'
- ⑦ Make sure the alarm and door sensor are enabled

THANK YOU